

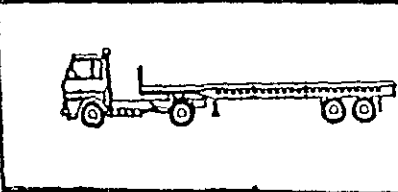
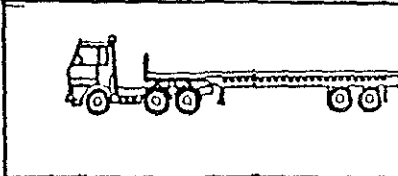
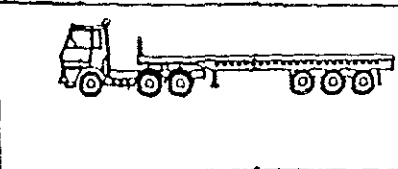


TYPE OF VECHICLE	MAXIMUM PERMISSIBLE GROSS VEHICLE WEIGHT (Tonnes)
 <p data-bbox="772 438 929 470">3-Axle Rigid</p>	21.0 T
 <p data-bbox="772 686 929 718">4-Axle Rigid</p>	25.0 T
 <p data-bbox="840 893 963 949">4-Axle Articulated</p>	32.0 T
 <p data-bbox="840 1133 974 1189">5-Axle Articulated</p>	36.0 T
 <p data-bbox="840 1356 963 1412">6-Axle Articulated</p>	38.0 T

